


1


Write your wish on your piece of paper.

With the wish facing up, fold the four corners to the dot in the centre



2

Fold the new corners to the centre, and then turn the whole paper over




3

Now fold the corners of the reversed paper to the centre dot



4

Make small folds at the corners




5

Push one thumb on a little fold at the corner, and pull round the opposite flap from the under side




6

Repeat this on all four corners until you have your flower petals



7

The last set of flaps (the leaves) must now be pulled up gently from the underside to complete your lotus blossom for launching onto the pond



Your wish will appear on the underside of the lotus blossom